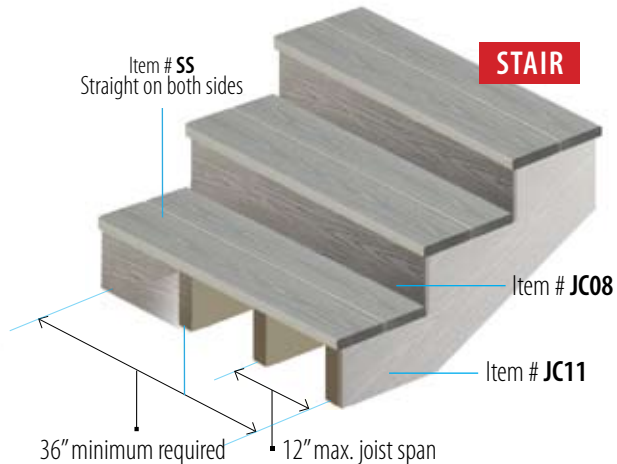


DECKING BOARD CALCULATIONS

square footage ÷ 5.5 x 1.05 = number of **12ft** decking boards needed


square footage ÷ 7.3 x 1.05 = number of **16ft** decking boards needed

square footage ÷ 9.1 x 1.05 = number of **20ft** decking boards needed



INSTALLING DECKING

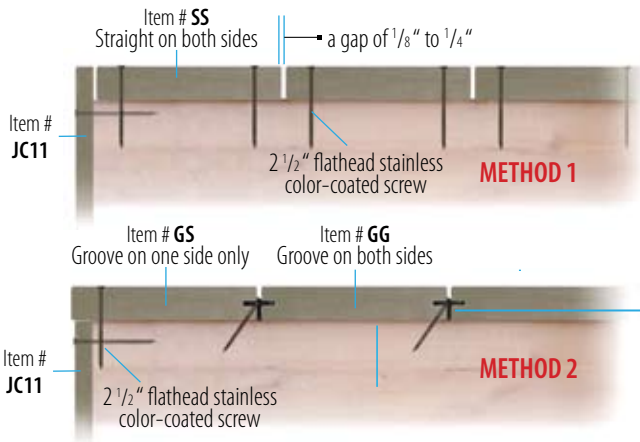
Please visit our web site for more tips



GAPPING

Decking must be gapped end-to-end, based upon the temperature at installation.

	below 55° F	above 55° F
12' board	3/16"	3/32"
16' board	1/4"	1/8"
20' board	5/16"	3/16"



Cellek's groove & fastener design enables faster installation and a beautiful finish with no visible screws.



TOOLS Circular saw, cordless driver, tape measure.

SAFETY Wear protective clothing and eye protection when sawing.

BEFORE INSTALLATION These installation guidelines are designed to help you build the Cellek deck system. Please read carefully. The purchaser is solely responsible for compliance with applicable local codes. We recommend checking with a licensed architect engineer or local building official before installation. Cellek disclaims any liability for improper installation.

CLEANING Wash using a soft cloth. Use readily available non-corrosive household cleaners to remove stain.

FASTENER CALCULATION

	12FT	16FT	20FT
each GG or GS board			
fasteners needed for 16" joist spanning	10	13	16
fasteners needed for 12" joist spanning	13	17	21